

2015-2016
Caddo Mills Independent School District
Texas Academic Performance
Annual Report

District Accreditation Status: Accredited
District 2016 Accountability Rating: Met Standard

High School:	Met Standard Two Distinction Designations: Academic Achievement in Social Studies Academic Achievement in Science
Middle School:	Met Standard Seven Distinction Designations: Academic Achievement in Reading/ELA Academic Achievement in Math Academic Achievement in Social Studies Academic Achievement in Science Top 25% Student Progress Top 25 Percent: Closing Performance Gaps Postsecondary Readiness
Lee Elementary:	Met Standard Four Distinction Designations: Academic Achievement in Reading/ELA Academic Achievement in Math Top 25 Percent: Closing Performance Gaps Postsecondary Readiness
Griffis Elementary:	Met Standard Four Distinction Designations: Academic Achievement in Reading/ELA Academic Achievement in Math Top 25% Student Progress Top 25 Percent: Closing Performance Gaps

Data taken from TEA Texas Academic Performance Report, THECB data, and TEA Financial Report:

<http://ritter.tea.state.tx.us/perfreport/aeis/index.html>

<http://www.tea.state.tx.us/financialstandardsreports/>

<http://www.txhighereddata.org/Interactive/HSCollLinkFilters/HSGradAcademicPerformacnce.cfm>

<http://tea.texas.gov/accredstatus/>

District and Campus Performance Objectives

At Caddo Mills Independent School District, we:

Educate all children

Mold, shape, and impact the community positively

Help students become life-long problem solvers

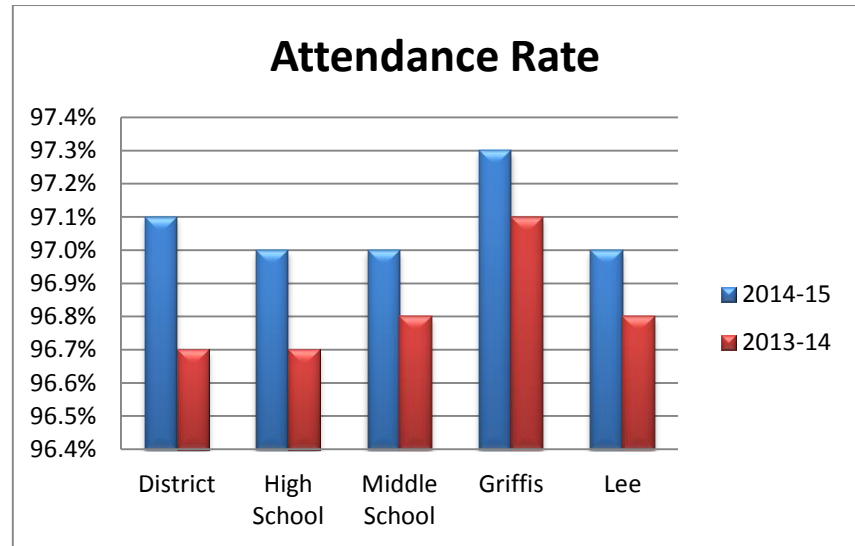
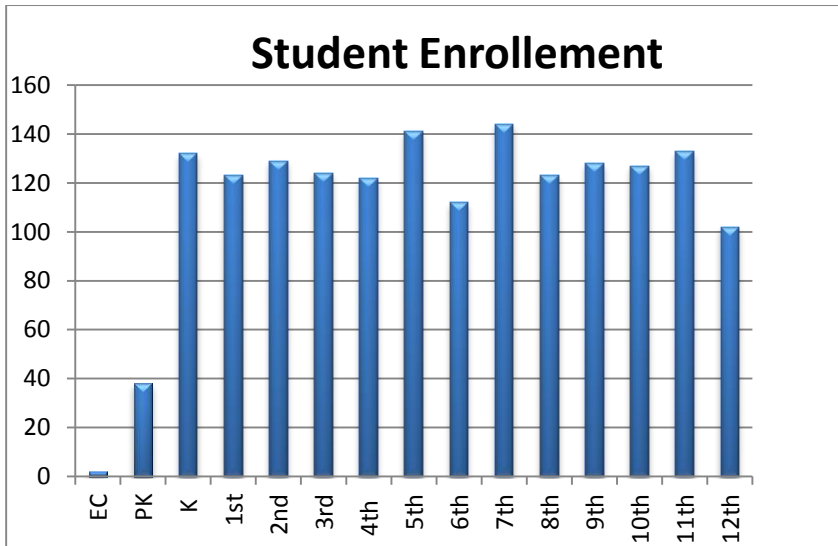
Assist our students, faculty, and staff in becoming global learners

Model integrity, respect, compassion, and responsible citizenship

This is our mission.

- Objective 1:** Caddo Mills ISD will develop a climate of expectation in which the staff believes that all students can master the TEKS objectives and improve instructional organization of the campus. All students will reach high academic standards attaining proficiency in reading, science, language arts, social studies, and mathematics.
- Objective 2:** Caddo Mills ISD will partner with parents and the community in the education and social development of students in order to maintain a positive school culture and educational environment.
- Objective 3:** Caddo Mills ISD school campuses will maintain a safe, disciplined, and drug free environment conducive to student learning.
- Objective 4:** Caddo Mills ISD students will be well prepared for post-secondary opportunities and remain in school until they obtain a high school diploma.

2015-2016 Student Profile



Total Student Enrollment

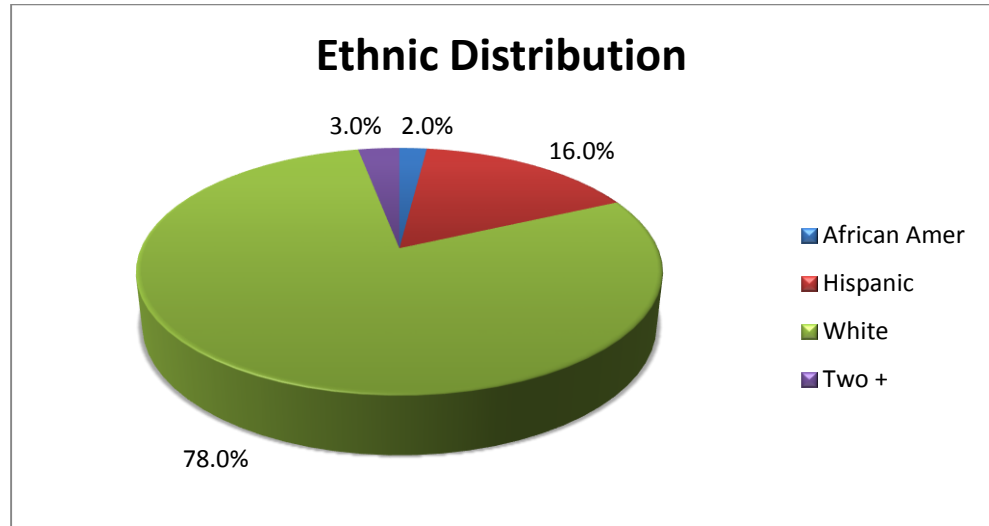
District	1,680
Griffis Elementary	454
Lee Elementary	357
Middle School	379
High School	490

Student Performance

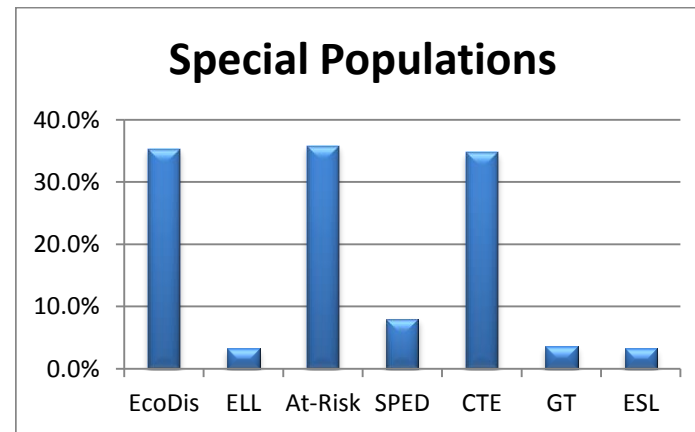
Dropout Rate	0.0%
4 Year Completion	98.3%
RHSP/DAP Graduates	80.4%
Advanced/Dual Credit	49.2%
Violent Criminal Incidents	0.0%

2015-2016 Student Profile

Average Class Size	
Kindergarten	18.2
Grade 1	17.4
Grade 2	17.8
Grade 3	17.4
Grade 4	16.7
Grade 5	19.8
Grade 6	16.5
English/Language Arts	17.2
Foreign Languages	19.5
Mathematics	19.1
Science	21.7
Social Studies	21.9



Retention Rates	
Kindergarten	5.2%
Grade 1	6.4%
Grade 2	6.3%
Grade 3	0.9%
Grade 4	0.8%
Grade 5	0.0%
Grade 6	0.0%
Grade 7	0.0%
Grade 8	0.0%



Student data indicates growth in the Hispanic population and an increase in the number of ESL students.

Post-Secondary Readiness

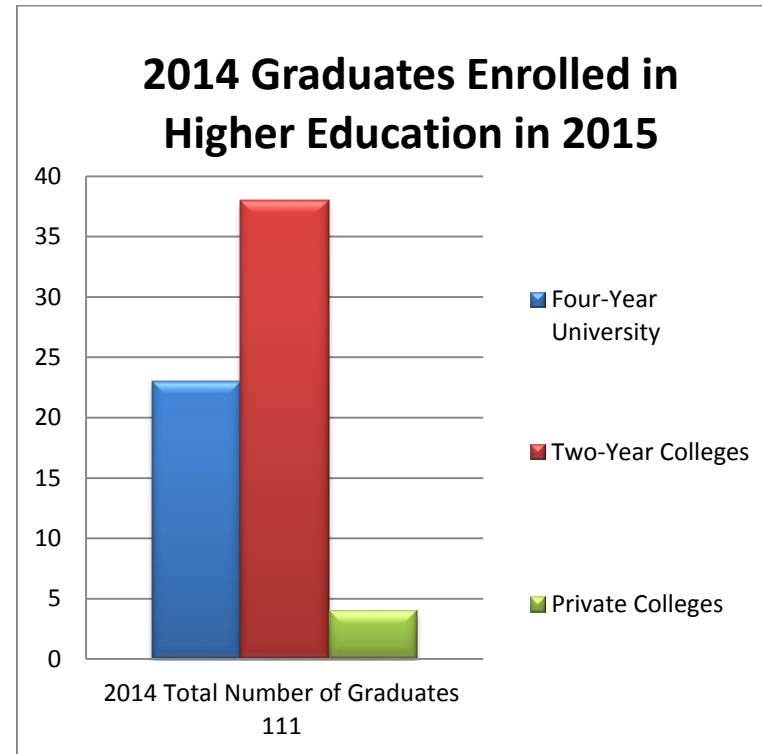
Post-Secondary Readiness data runs a year behind.

SAT/ACT Results

Tested	2015	52.2%
	2014	51.4%
At/Above Criterion	2015	35.4%
	2014	42.1%

College-Ready Graduates (SAT/ACT/TSI)

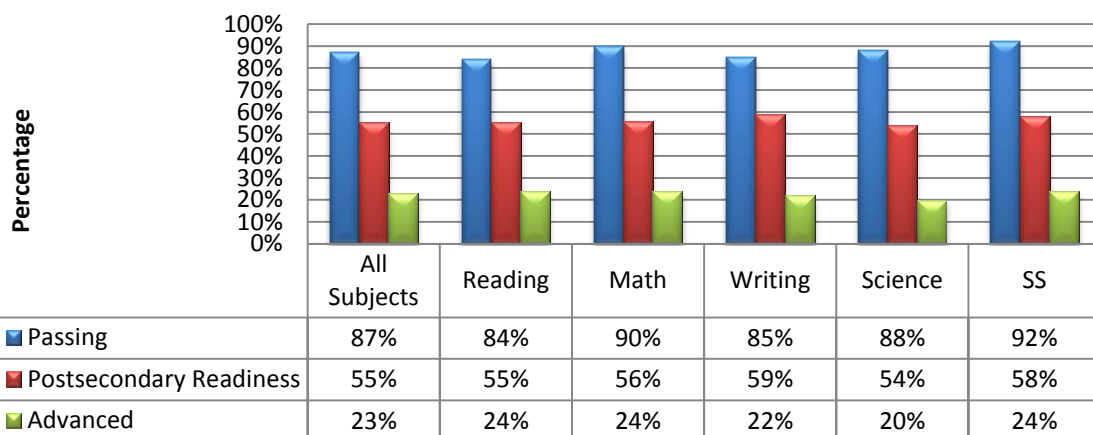
English Language Arts		
	2015	42%
	2014	76%
	2013	69%
Math		
	2015	42%
	2014	79%
	2013	88%
Both Subjects		
	2015	36%
	2014	66%
	2013	69%



For more information on College Readiness requirements go to <http://www.txhighereddata.org/Interactive/HSCollLinkFilters/HSGradAcademicPerformance.cfm>

District STAAR/EOC Performance Data

Students Meeting Level II Satisfactory



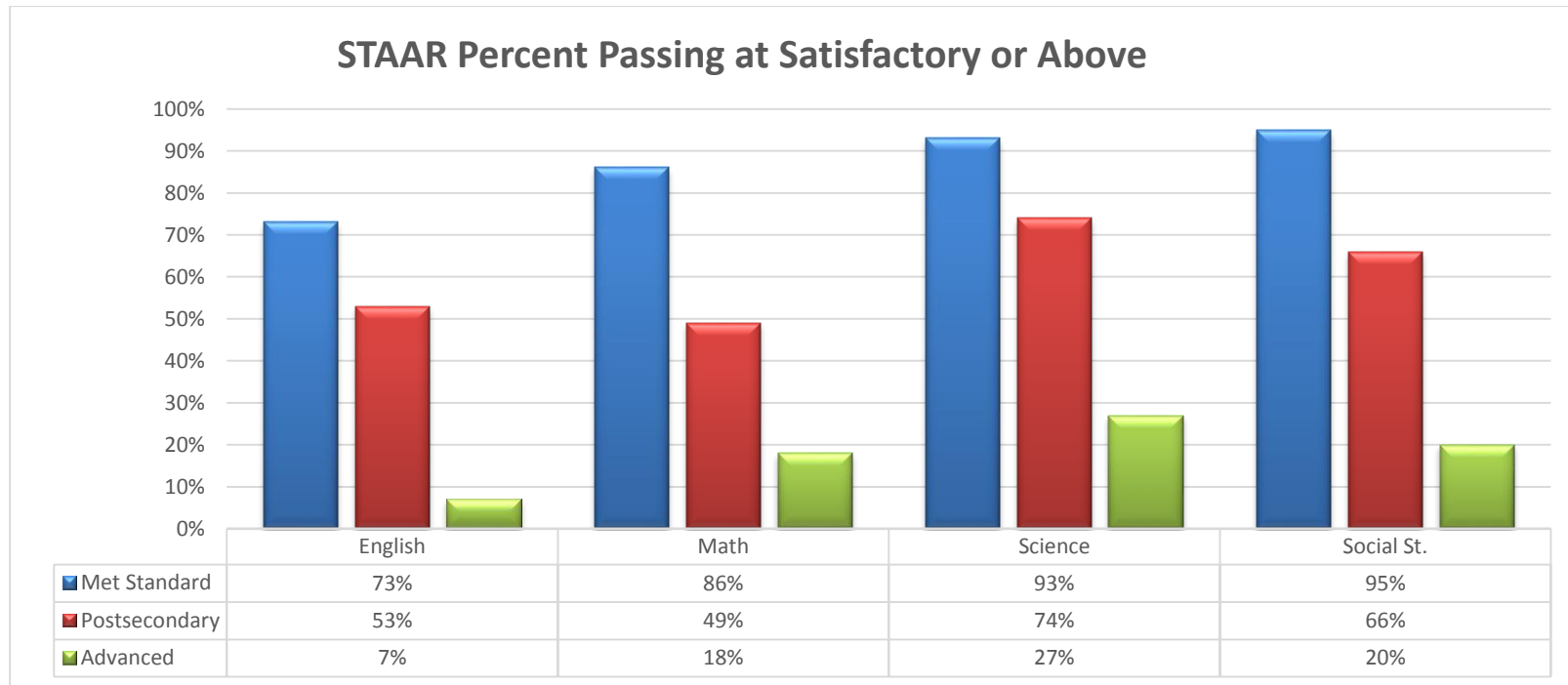
Caddo Mills ISD students exceeded the state results in every subject. There will be a passing standard progression over the next five years. Students will be held to the Final Level II passing standard beginning in 2021.

The state accountability system includes the STAAR Progress Measure, which measures the growth of the student from one year to the next in Reading and Math.

STAAR Progress Measure

	Met	Exceeded
All Subjects	65%	18%
Reading	63%	19%
Math	68%	17%

Caddo Mills High School EOC Performance Data

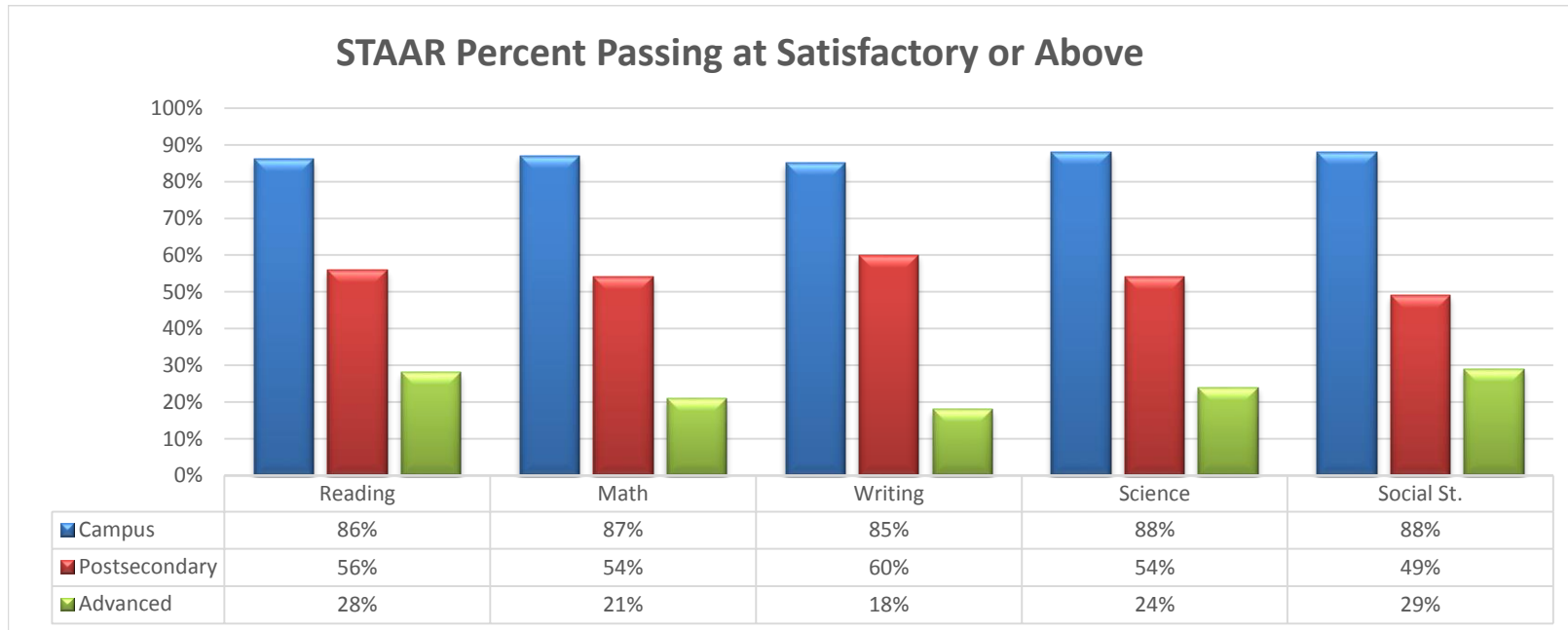


STAAR Percent Passing at Satisfactory by Demographic

Subject	White	Hispanic	Special Ed	Econ Disadv
English	74%	71%	47%	64%
Math	88%	84%	67%	80%
Science	92%	92%	67%	88%
Social St.	95%	93%	76%	90%

In order for a campus to be held accountable for a subgroup there must be 20 or more students from that subgroup tested in the grade level and subject area. These numbers differ by grade level therefore data for subgroups may be listed in one grade level and not in another.

Caddo Mills Middle School STAAR Performance Data

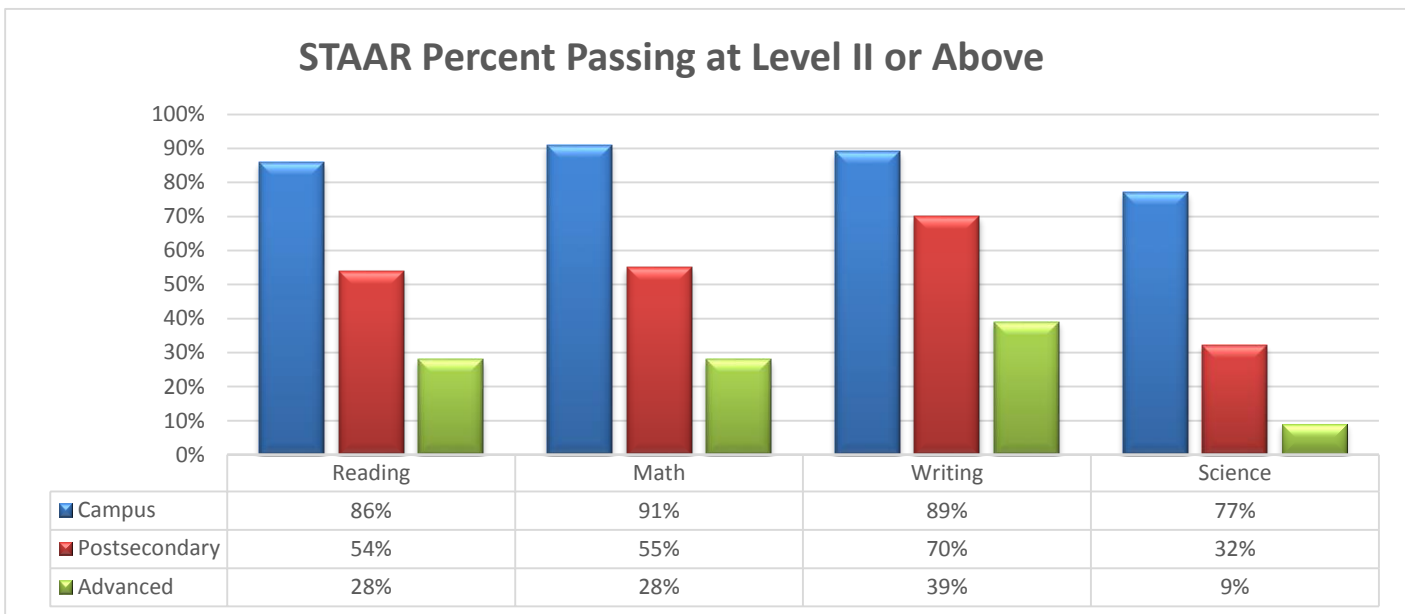


STAAR Percent Passing at Satisfactory by Demographic

Subject	White	Hispanic	Special Ed	Econ Disadv
Reading	85%	87%	40%	84%
Math	86%	94%	33%	83%
Writing	83%	86%	*	76%
Science	89%	83%	62%	89%
Social St.	88%	89%	46%	84%

*Number is too small to report.

Frances and Jeannette Lee Elementary Performance Data

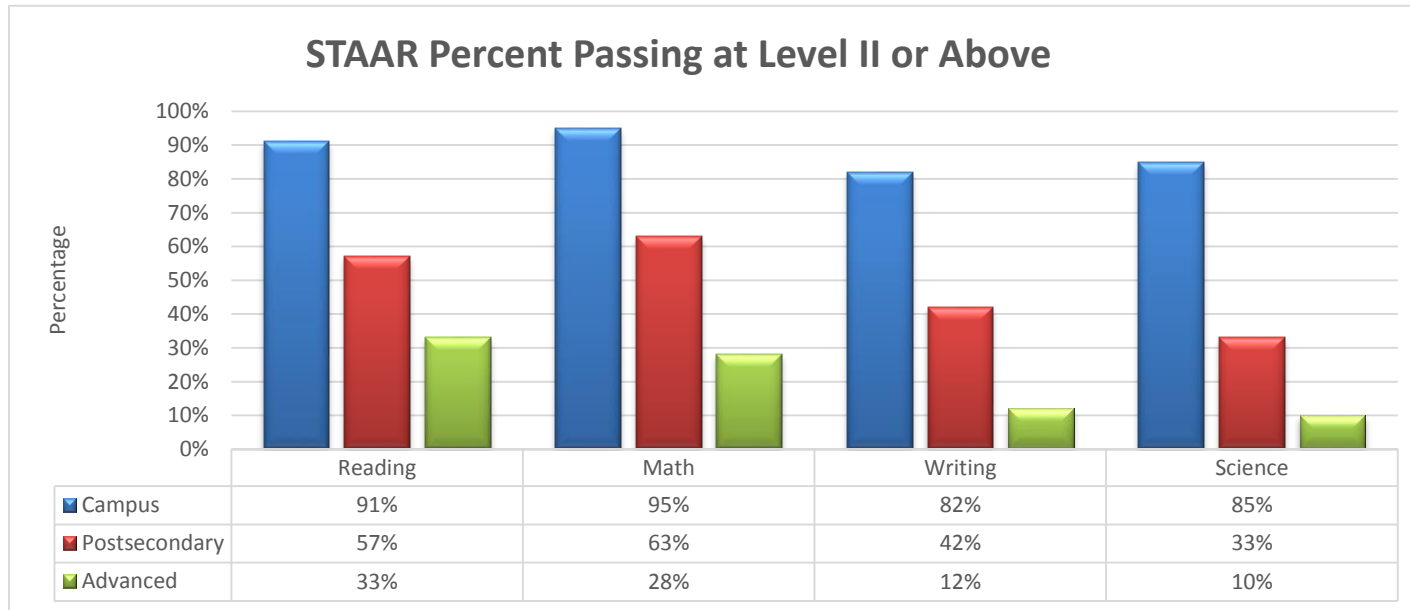


STAAR Percent Passing at Satisfactory by Demographic

Subject	White	Hispanic	Special Ed	Econ Disadv
Reading	89%	70%	36%	78%
Math	92%	83%	43%	84%
Writing	89%	100%	*	79%
Science	85%	*	*	69%

*Number is too small to report.

Kathryn Griffis Elementary Performance Data



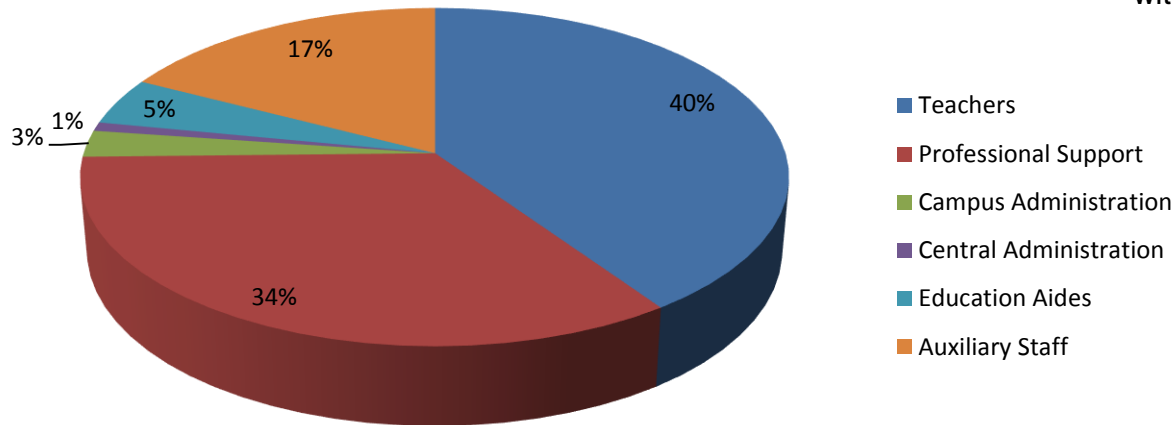
STAAR Percent Passing at Satisfactory by Demographic

Subject	White	Hispanic	Special Ed	Econ Disadv
Reading	91%	88%	69%	90%
Math	94%	100%	63%	99%
Writing	87%	60%	*	72%
Science	87%	78%	*	81%

*Number is too small to report.

2015-2016 Staff Profile

Total Staff: 208.2



The staff of Caddo Mills ISD is 100% highly-qualified, committed, and has a passion for serving students. State data indicates low turn-over, comparable salaries, and a higher percentage of teachers with advanced degrees when compared with the state average.

Teachers by Highest Degree

Bachelors	90.8
Masters	30.4
Doctorate	0.0

Teachers by Years of Experience

Beginning	4
1-5 Years	27
6-10 Years	28
11-20 Years	38
Over 20 Years	24

Teachers by Ethnicity/Sex

African American	1
Hispanic	6
White	113
American Indian	0
Asian	0
Pacific Islander	1
Two or More	0
Male	27
Female	94

Average Professional Salaries

Beginning	\$39,571
1-5 Years	\$41,187
6-10 Years	\$44,145
11-20 Years	\$48,339
Over 20 Years	\$56,268

Teachers by Program

ESL	1.0
Career & Tech	8.2
Comp Ed	11.2
GT	0.0
General Ed	93.7
Special Ed	3.8
Other	3.2